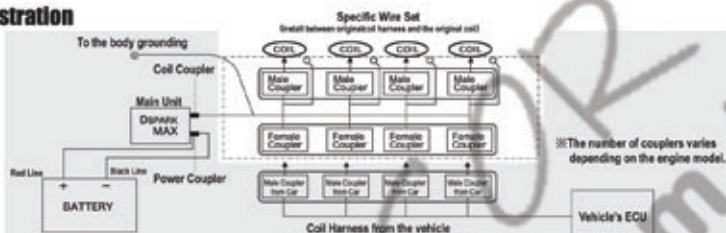


## DSK-OPVW003

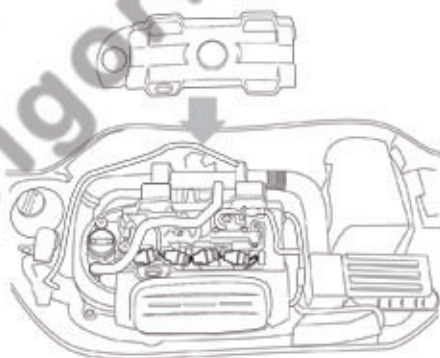
**This Wire Set can not be used without the Main Unit of DSPARK MAX sold separately.**

### Wiring Illustration



Typical Application	CC	Car Model	Engine Model	Production Year/Month
Polo 1400cc	1400	6N2	GI-WR4V4	'00~
Golf TSI	1400	-	WR44V	-

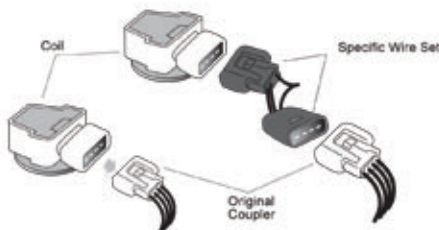
- ① Take off the battery terminals of both plus(+) and minus(-). Remove the battery from a car by taking off the battery holder.



### ② Fitting of Coil Harness

1. Take off the original coupler from the coil
2. Connect the Wire Set in between the coils and original coupler.
3. Please take the same steps for four coils.

※The grounding wire for coil is not necessary for this car model because of the system.



- ③ After fixing the specific Wire Set with coils, the remaining coupler of wire set to be connected with the Main Unit. Connection of the wire set with the Main Unit is as shown in the installation manual of DSPARK MAX Main Unit sold separately.

DSK-OPVW003 VOLKSWAGON 大众

